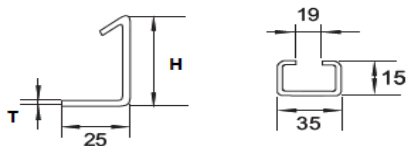


Pregalvanised Type Cable Ladder - PKM Series

50

Side Height



Model Number	Width (W) (mm)	Beam /Rung Thick. (T) (mm)	Weight kg/m	Order Code (PG)
PKM 510 8	100	1,20	1,827	2100 50 100 12 1
PKM 515 8	150	1,20	1,941	2100 50 150 12 1
PKM 520 8	200	1,20	2,054	2100 50 200 12 1
PKM 530 8	300	1,20	2,280	2100 50 300 12 1
PKM 540 8	400	1,20	2,506	2100 50 400 12 1
PKM 545 8	450	1,20	2,619	2100 50 450 12 1
PKM 550 8	500	1,20	2,732	2100 50 500 12 1
PKM 560 8	600	1,20	2,958	2100 50 600 12 1

*Standard Length(L) 3000mm / on request 2500mm

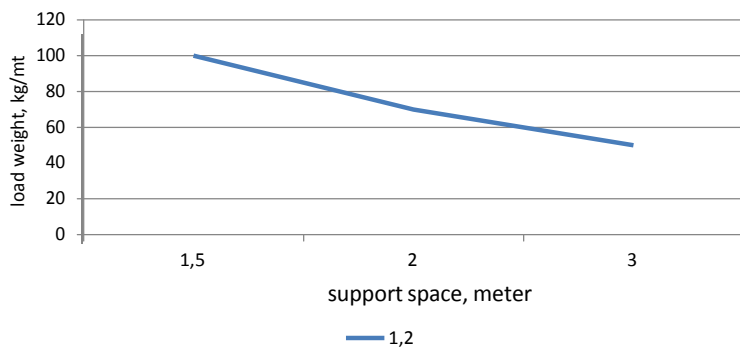
*Standard production 8 rungs in a length / on request 10 rungs in a length

*Each length of tray needs 2 pcs of connectors + 8 sets of M8 Bolt & Nuts

*PG:ISO EN 10327 (TS 822) PREGALVANIZ

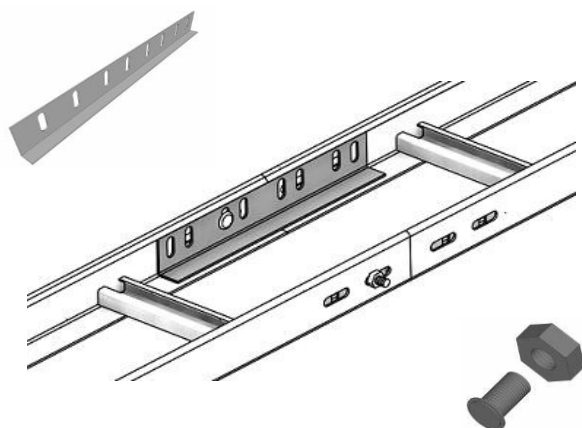
EG	HDG	EPOXY	AISI 304	AISI 316
+				

H: 50 Pregalvanised Type Cable Ladder Load Graph T:1,2



Width, (W) mm	Useful Gross Section cm ²
100	33,6
150	51,1
200	68,6
300	103,6
400	138,6
450	156,1
500	173,6
600	208,6
750	261,1
900	313,6

Straight Connector



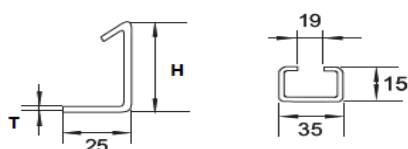
Model Number	Length (mm)	Plate Thick. (mm)	Weight kg/pcs	Order Code (PG)
BE 250 15	250	1,5	0,191	8002 50 001 15 1
BE 250 20	250	2	0,255	8002 50 001 20 1

*Each Connector needs 4 sets of M8 Bolt & Nuts.....

Model Number	Length (mm)	Diameter, (mm)	Weight kg/set	Order Code (PG)
CS M8	15	8	0,012	9000 08 015 00 1

Standard Type Cable Ladder - SKM Series

50
Side Height



Model Number	Width (W) (mm)	Beam /Rung Thick. (T) (mm)	Weight kg/m	Order Code (HDG)
SKM 510 8	100	1,50	2,284	2000 50 100 15 2
SKM 515 8	150	1,50	2,426	2000 50 150 15 2
SKM 520 8	200	1,50	2,567	2000 50 200 15 2
SKM 530 8	300	1,50	2,850	2000 50 300 15 2
SKM 540 8	400	2,0 / 1,5	3,799	2000 50 400 19 2
SKM 545 8	450	2,0 / 1,5	3,941	2000 50 450 19 2
SKM 550 8	500	2,0 / 1,5	4,082	2000 50 500 19 2
SKM 560 8	600	2,0 / 1,5	4,365	2000 50 600 19 2
SKM 575 8	750	2,00	5,495	2000 50 750 20 2
SKM 590 8	900	2,00	6,060	2000 50 900 20 2

*Standard Length(L) 3000mm / on request 2500mm

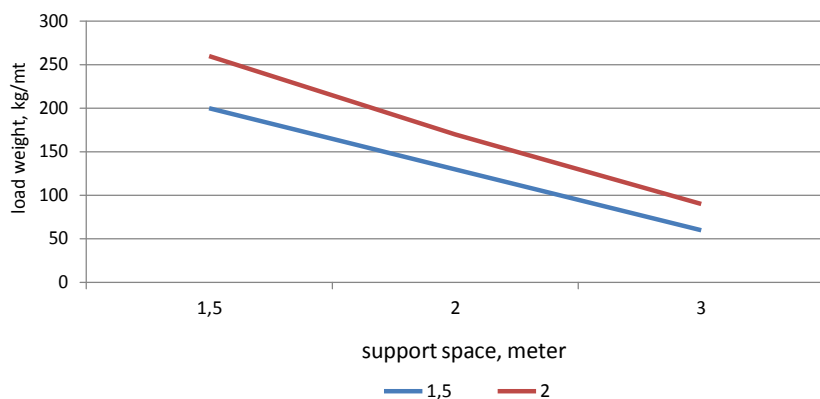
*Standard production 8 rungs in a length / on request 10 rungs in a length

*Each length of tray needs 2 pcs of connectors + 8 sets of M8 Bolt & Nuts

*HDG: ISO EN 1461 (TS 914) HOT DIP GALVANISED

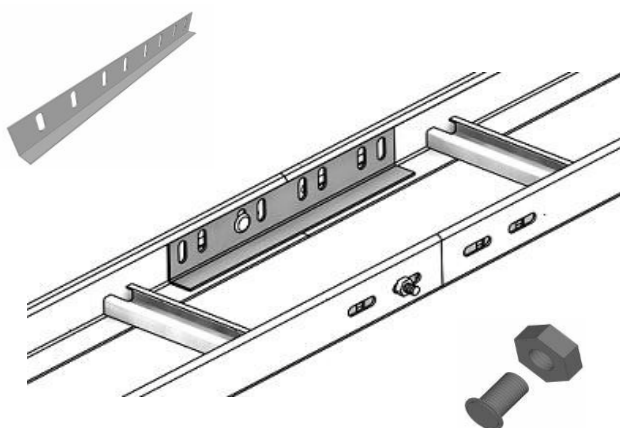
EG	HDG	EPOXY	AISI 304	AISI 316
+	+	+	+	+

H: 50 Standard Type Cable Ladder Load Graph



Width, (W) mm	Useful Gross Section cm ²
100	33,6
150	51,1
200	68,6
300	103,6
400	138,6
450	156,1
500	173,6
600	208,6
750	261,1
900	313,6

Straight Connector



Model Number	Length (mm)	Plate Thick. (mm)	Weight kg/pcs	Order Code (HDG)
BE 250 15	250	1,5	0,191	8002 50 001 15 2
BE 250 20	250	2	0,255	8002 50 001 20 2

*Each Connector needs 4 sets of M8 Bolt & Nuts.....

Model Number	Length (mm)	Diameter, (mm)	Weight kg/set	Order Code (PG)
CS M8	15	8	0,012	9000 08 015 00 1